

## WOODGRAIN DOOR




Steel fire-rated door with wood grain imitation stain. The stain is applied at the factory. Please refer to the stain color information provided at the end of the document. The stained product is protected with a clear, UV-resistant coating (LJV).


**Suggested use:**

Condominiums, institutional, urban renewal, dormitories, motels/hotels, food processing, and office buildings.

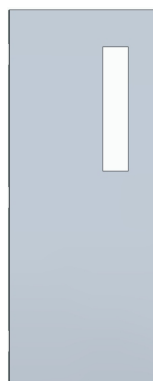
### DOOR DESIGNS




Flush



Glass Type 1



Glass Type 2

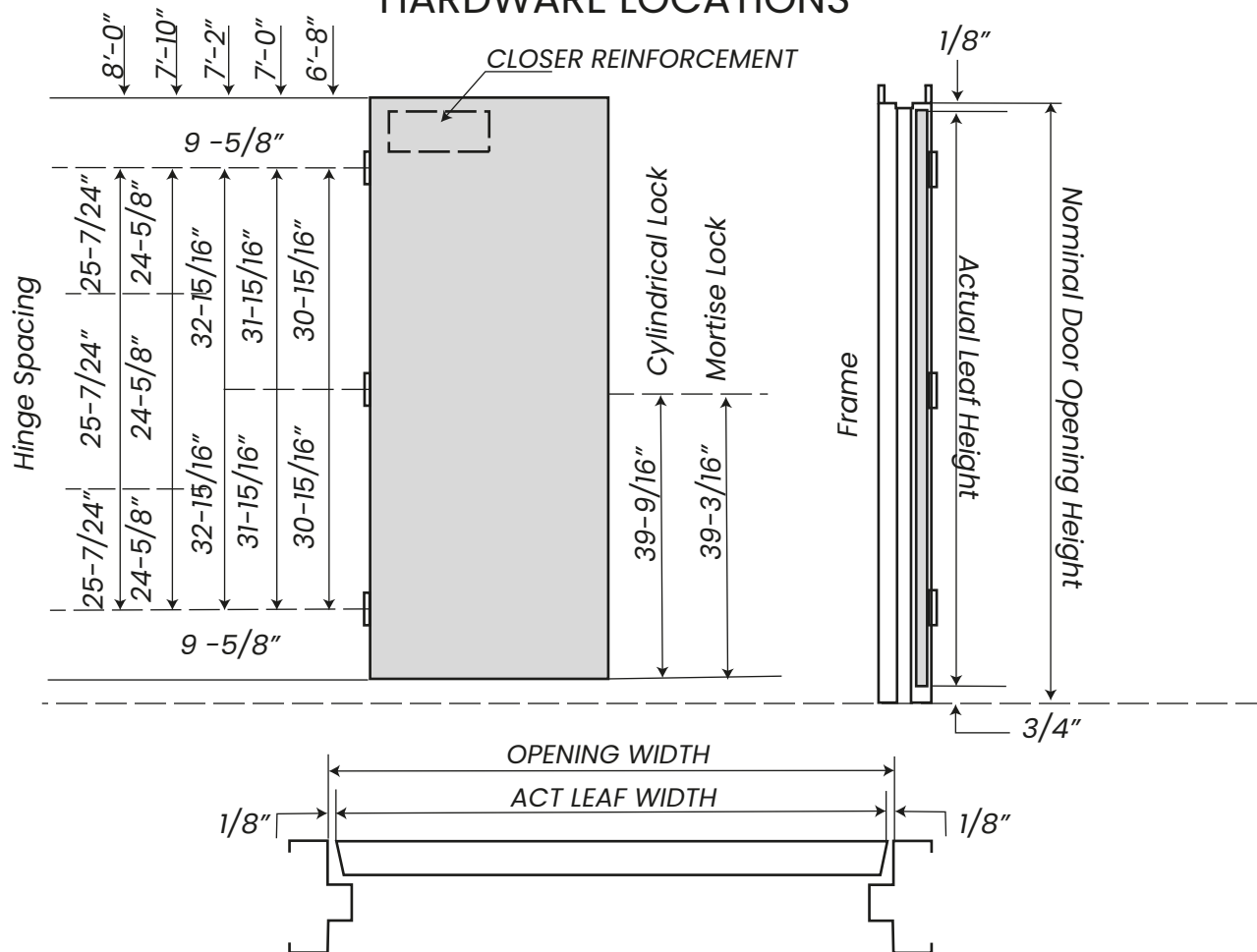


Louver

Steel doors with a thickness of 1-3/4 inches shall be in accordance with the Steel Door Institute's guide specification, ANSI A250.8.

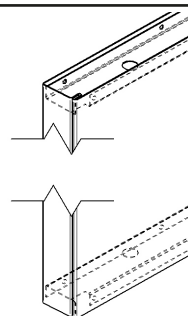
*ANSI A250.8 establishes criteria to ensure that steel doors and frames meet acceptable safety and performance standards in a variety of applications. These standards may include factors such as strength resistance, durability and ability to withstand specific environmental conditions.*

### HARDWARE LOCATIONS




#### CHANNELS

16 GAGE STEEL  
WELDED TO BOTH FACE SHEETS  
INVERTED TOP AND BOTTOM



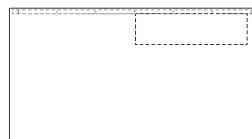
#### VERTICAL EDGES

VISIBLE SEAM  
SPOT WELDS ALONG THE DOOR EDGE  
ALLOWS THE INSTALLATION OF ANY TYPE OF  
LOCKS




**CLOSER REINFORCEMENT**

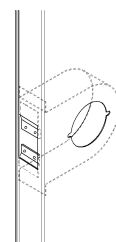
14 GAGE STEEL  
CHANNEL 20" LONG


**HINGE PREPARATION**

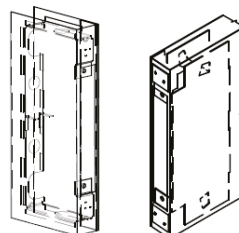
4-1/2" HIGH  
STANDARD OR HEAVY WEIGHT  
FULL MORTISE  
HINGE EDGE IS HANDED AND NOT BEVELED


**LOCK PREPARATION**

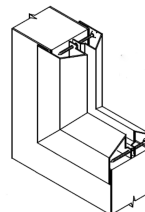
GOV. 160/161  
CYLINDRICAL TYPE  
2-3/4" BACKSET


**LOCK PREPARATION**

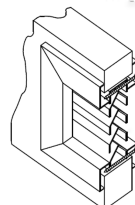
GOV. 86, ANSI/BHMA A115.1  
MORTISE TYPE  
THE MORTISE REINFORCEMENT FITS ANY  
MORTISE LOCK PREPARATION


**GLAZING TRIM**

FOR ALL FIRE DOORS  
3/8" WIDE GLAZING POCKET


**FIXED SLAT TYPE LOUVER**

FOR 1-3/4" THICK DOOR  
12"X24" FIRE RATED  
24"X24" FIRE RATED



## HARDWARE LOCATIONS

## STANDAR SIZES

WIDTH	HEIGHT
2' - 0"	6' - 8" 7' - 0" 7' - 2" 7' - 10" 8' - 0"
2' - 4"	
2' - 6"	
2' - 8"	
2' - 10"	
3' - 0"	
3' - 4"	
3' - 6"	
3' - 8"	
3' - 10"	
4' - 0"	

NOMINAL DOOR OPENING

## FIRE DOORS

UL CERTIFIED UP TO 3 HOURS  
OF FIRE RESISTANCERATING: 1 HR, 1- 1/2 HR OR 3 HR  
MAX. SIZE: 4'0" X 8'0" SINGLE

Steel doors, 1-3/4" thick, will be supplied by FORTIS DOORS Products. The doors shall meet the Steel Door Institute specification, ANSI A250.8. Refer to the table below for performance ratings.

The doors are manufactured completely smooth or with 6-panel embossment. Front sheets are commercial quality, hot-dip galvanized steel with zinc-iron alloy, with A40 galvanized coating or A60 galvanized steel for Smooth Grain per ASTM A653 and ASTM A924.

The doors have center seams on the edge with intermittent welding. Welds are filled and smoothly sanded. Doors have a polystyrene core firmly bonded to both front sheets. Doors have upper and lower inverted 16-gauge end channels welded to both front sheets. Optionally, they may be enclosed with steel caps bolted in place.

Hardware Provisions. Hinge preparations are handed. Hinge edges are notched for standard and heavy-duty 4-1/2" or 5" hinges (specify which). 14-gauge steel hinge channels are punched and threaded for fasteners according to ANSI A15& 7. The lock edge has a standard (1:16) bevel and is prepared for locks according to ANSI A115. Optional reinforcement for the lock is a 14-gauge steel channel.

Finish: Comes standard with factory stain finish with a protective UV topcoat.

DOOR FACE SHEET	LEVEL	RECOMMENDED DOOR FRAME MATERIAL
20 GAGE STEEL	STANDARD DUTY	16 GAGE STEEL
18 GAGE STEEL	HEAVY DUTY	16 GAGE STEEL
16 GAGE STEEL	EXTRA HEAVY DUTY	16 OR 14 GAGE STEEL
14 GAGE STEEL	MAXIMUM DUTY	16 OR 12 GAGE STEEL



## Colors and Designs for WOODGRAIN DOORS



Fortis Doors ensures the quality of wood-finished hollow metal doors, which undergo a highly durable factory finishing process. However, to ensure prolonged lifespan and durability, regular and periodic maintenance is essential.

Here are some recommendations for surface care:

### Maintaining Woodgrain Doors

Over time, doors may require a fresh topcoat due to wear and dirt buildup.

When applying a new topcoat to finished woodgrain doors, it's important to follow these instructions:

Only use high-quality exterior varnishes containing UV inhibitors/absorbers. These products typically feature labels indicating "superior UV protection against UV rays....." Marine-grade varnishes are particularly recommended. Avoid water-based varnishes.

Before applying the new coat, lightly but thoroughly sand the surface with 320-grit sandpaper or fine steel wool (0000). Remove any dust or debris with a tack cloth. Carefully read the manufacturer's instructions on the label and conduct a test on a small area before applying to the entire door.

### Cleaning

To keep the door surface in optimal condition, it's advisable to use a household or commercial cleaning product approved for finished wood surfaces. Diluted white vinegar in warm water is an effective cleaning solution. After cleaning, dry the surface immediately.

Fortis Doors emphasizes that while the provided information and statements are considered reliable, it does not assume legal responsibility for them. Users are strongly advised to conduct their own verifications and tests to determine the suitability of any information or product for their specific needs.